


# Dominator

*Engineered to withstand the constant foot traffic encountered in many commercial establishments*

The perfect solution for entryways or workplaces. Made with 100% ASOTA® polypropylene fibers, this carpet is UV stable, stain resistant, durable and a highly resilient non-woven carpet. Dominator Carpet Tiles are engineered to withstand the constant foot and cart traffic found in many retail environments.

- Our heaviest and most durable product in the line
- Inviting and resilient design for long-term wear
- 60 oz. Nonwoven Carpet Tile




01. Mid Grey 112  
02. Anthracite 93  
03. Indigo Blue 90

04. Pebble 114  
05. Heath 115  
06. Walnut 113



**portico**  
SYSTEMS

**Flooring Solutions that Simplify.**  
1+ 877 285 8899 • [www.porticosystems.com](http://www.porticosystems.com)




Carpet Tiles

Dominator



# Dominator



## > 60 OZ. NONWOVEN CONTRACT CARPET TILE

### SUGGESTED USES (NOT LIMITED TO)

Office Environments, Airports, Conference Rooms, Lobbies, Libraries, Retail/ Department Stores, Resorts, Restaurant Entryways, Spas, etc.

Construction:	Nonwoven Diagonal Pattern
Fiber:	100% Solution-dyed UV stabilized ASOTA® polypropylene
Primary Backing:	Premium (eco) Bitumen or TacFast™
Pile Height (± 0.5mm):	0.375"
Total Height (± 7.5%):	0.50"
Pile Weight (± 7.5%):	60 oz./sy
Total Weight (± 7.5%):	169 oz./sy
Tile Size (± 2%):	19.69" x 19.69"

### LIMITED WARRANTY

Full Commercial Warranty 5 year

#### Summary of Warranty:

Portico Systems warrants Dominator Carpet Tiles against wear for a period of 5 years in a commercial application. This warranty applies only to material that is properly installed and maintained, while being used as intended and recommended. If the defect is covered by this warranty and is reported to Portico Systems within the warranty period, Portico Systems will supply new material of same or similar grade to repair or replace the defective material.

- **Wear**  
Defined as complete removal of wear layer, pattern and color due to wear from normal traffic and maintenance. If the wear occurs within 1 year from date of purchase, Portico Systems will provide replacement materials or repair, of only the effected area.
- **Manufacturing Defects**  
Portico Systems warrants Dominator Carpet Tiles materials are free from manufacturing defects and will replace defective floor covering and reasonable installation costs for a period of up to five [5] years from date of purchase. Portico Systems will not pay labor costs to repair or replace materials that defects were apparent before or at the time of installation.
- **Other Limitations**
  - This warranty is non-transferable.
  - Manufacturing defect must be reported within 3 months from date of purchase.
  - This Warranty covers only properly installed & maintained floors.
  - Portico Systems excluded and will not pay for any consequential or incidental expenses.
  - Portico Systems reserves the right of final judgment and may refuse claims in certain instances.

\*For a copy of the full warranty please ask for a warranty sheet

### PACKAGING & DIMENSIONS

Tiles (19.69" x 19.69" ea.): 12 tiles per box (32.5 sq. ft.)

### ELECTROSTATIC PROPERTIES

Dimensional Stability (EN 986):	Pass
Electrostatic Propensity (EN 1815):	>2kV
Electrical Resistivity (IBM / ICL):	Pass, for R.H. ≥40%
Sound Insulation (ISO 10140-1:2010):	≥24dB
Thermal Retention (ISO 11092):	0.13 m K/W Pass

### COLOR FASTNESS

To Light (ISO 105 B02):	5
To Water (ISO 105 E01):	5
To Shampoo (ISO 105 C06):	5
To Shampoo (ISO 105 C06):	4 (Dry), 3-4 (Wet)

### FLAMMABILITY

Radiant Panel (ASTM E648):	Class II
Smoke Density (ASTM E662):	Pass
Surface Flammability (FF 1-70 / ASTM D2859):	Pass

### LEED-NC

MR Credit:	4
IEQ Credits:	4.1, 4.3, 5

### INSTALLATION (TILE)

Before laying tiles, it is recommended they are stored at room temperature 60°F-70°F (15°C-20°C). The tiles can be loose laid on flat, dry floors free from impurities such as oil, grease etc. Cracked floors should be filled, and uneven floors covered with hardboard. Dusty floors should be primed. Because of the high insulation value of these tiles it is not recommended they be laid when under-floor heating systems are in use. On very large installations, it is advisable to secure 1 in 5 rows with double-sided tape. Where tiles are to be used under caster chairs, tiles should be fully secured. The tiles may be laid by marking across in the center of the room and working outwards from this, the marker cross may be moved to facilitate the use of full tiles in doorways, etc. Tiles must be laid by turning alternate tiles through 90 degrees to obtain a checker pattern. An arrow on the back of each tile indicates the pile direction. Only tiles with the same batch number should be laid together.

\*For installation and other information, go to [www.porticosystems.com](http://www.porticosystems.com)

### MAINTENANCE

Regular vacuuming (Weekly in low-traffic areas, and daily or twice daily in areas with higher traffic) with a motor-driven brush and beater bar can remove up to 80% of surface dirt, and is the easiest way to prolong the life of your carpet.

Regular vacuuming is key to maintaining your carpet, but eventually the carpet color dulls from dirt and grime stuck in the fibers. The dirt is then carried further into the building to form more soil reservoirs. Additionally, the oil content (15%) of the soil causes particles to stick to carpet fiber and resist vacuuming. To restore the carpet to its best condition, frequent light cleaning gives the best result and is often very cost effective.

### IMPORTANT NOTICE

Sample swatches have been cut from an overall design; decoration and shade may vary.

### YOUR AUTHORIZED SALES REPRESENTATIVE:



experience it for yourself

Talk with your sales representative or request samples at [samples@porticosystems.com](mailto:samples@porticosystems.com)